

Heat sinks and supports


Our heat sinks will increase the lifespan of LED strips in your installations up to 60% more. You can also use some of our heat sinks as brackets to fix LED strips and give them the orientation of your choice. They can even be suspended with our suspension gear.

Heat Sinks



Insert 1400-1500 Profile

1235 (LM22221-1)



Insert 5000 Profile

5000 (LM22221-2)



Insert 9000 Profile

9000 (LM22990-01)



Insert 9800 Profile

9899 (LM22990-99)

[AVAILABLE Q4 2016]
















1900 Profile

1900 (LM22280)







Components and accessories

BRACKETS

-  Flat bracket
1280 (LM22306)
-  45° bracket
1283 (LM22307)
-  Swivel Bracket 180°
1286 (LM22308)
-  Phantom
1290 (LM22310)
-  2 magnet kit
1316 (LM22330)
-  Susp. Kwik-Gripper 1/4"-20NC
1497 (LM22335-31)
-  Insert bracket M10 X 1.0
1494 (LM22335-15)
-  Threaded tube M10 X 1.0
1511 (LM22335-40)
-  Susp. Kwik-Gripper M10 X 1.0
1493 (LM22335-11)
-  Insert bracket 3/8"-16NC
1495 (LM22335-21)
-  Threaded tube 3/8"-16NC
1512 (LM22335-41)
-  Insert bracket 1/4"-20NC
1496 (LM22335-25)
-  Threaded tube 1/4"-20NC
1513 (LM22335-42)

ACCESSORIES

-  Horz joiner straight
1325 (LM22335-01)
 -  Horz joiner 45° corner
1328 (LM22335-07)
 -  Horz joiner 90° corner
1326 (LM22335-03)
 -  Vert joiner 90° corner
1327 (LM22335-05)
- 1900**

PROFILE

BRACKETS

ACCESSORIES

LENGTH
















9499 Profile

0499 (LM40499)







Components and accessories

BRACKETS

-  Flat bracket
1280 (LM22306)
-  45° bracket
1283 (LM22307)
-  Swivel Bracket 180°
1286 (LM22308)
-  2 magnet kit
1316 (LM22330)
-  Spring bracket
1570 (LM22336)
-  Wall support bracket silver
1318 (LM22325-01)
-  Wall support bracket black
1319 (LM22325-05)
-  Susp. Kwik-Gripper 1/4"-20NC
1497 (LM22335-31)
-  Insert bracket M10 X 1.0
1494 (LM22335-15)
-  Threaded tube M10 X 1.0
1511 (LM22335-40)
-  Susp. Kwik-Gripper M10 X 1.0
1493 (LM22335-11)
-  Insert bracket 3/8"-16NC
1495 (LM22335-21)
-  Threaded tube 3/8"-16NC
1512 (LM22335-41)
-  Insert bracket 1/4"-20NC
1496 (LM22335-25)
-  Threaded tube 1/4"-20NC
1513 (LM22335-42)

ACCESSORIES

-  Horz joiner straight
1325 (LM22335-01)
 -  Horz joiner 45° corner
1328 (LM22335-07)
 -  Horz joiner 90° corner
1326 (LM22335-03)
 -  Vert joiner 90° corner
1327 (LM22335-05)
- 0499**

PROFILE

BRACKETS

ACCESSORIES

LENGTH

